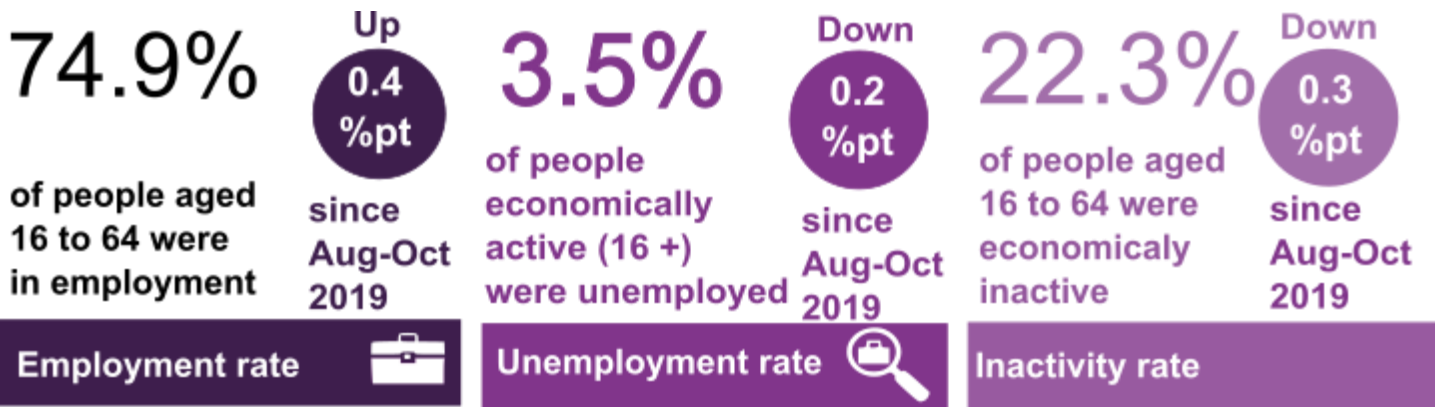


## Labour Force Survey November-January 2020



This note summarises employment, unemployment and economic inactivity sourced from the Labour Force Survey for Scotland and the UK. These are classed as National Statistics.

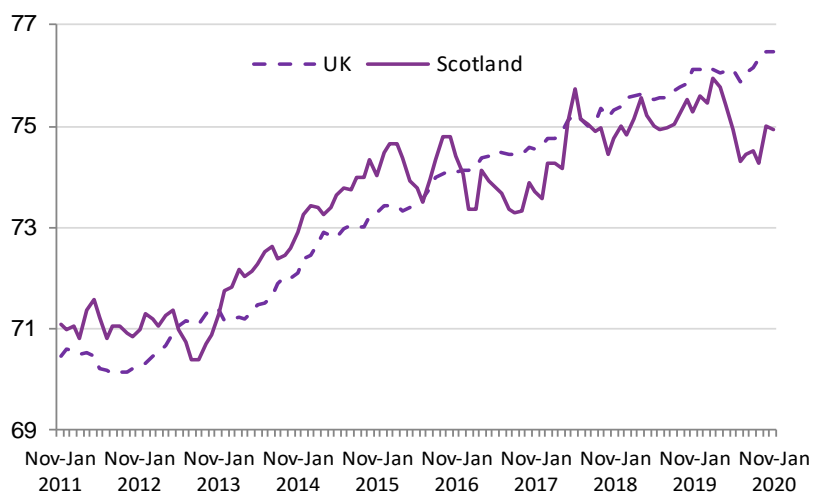
This release follows the ONS monthly release of [Regional Labour market Statistics in the UK](#)

This months data are presented for the 3 months to January 2020, compared with the quarter before (August to October 2019) and compared with a year before (November to January 2019). Please note percentage point changes are based on unrounded data.

**Employment rate (16-64 years) (%)**

The employment rate in Scotland was 74.9 per cent. This is 0.4 percentage points up on the quarter and 0.4 percentage points down on the year.

The UK employment rate was 76.5 per cent. This is 0.3 percentage points up on the quarter and 0.4 percentage points up on the year.



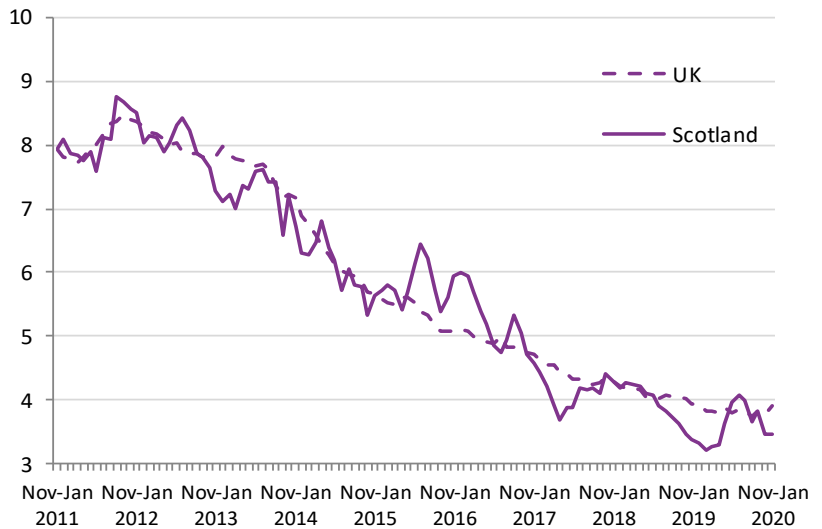
Source: Labour Force Survey, ONS, Seasonally adjusted

## Labour Force Survey November-January 2020

The unemployment rate in Scotland was 3.5 per cent. This is 0.2 percentage points down on the quarter and 0.1 percentage points up on the year.

The UK unemployment rate was 3.9 per cent. This is 0.2 percentage points up on the quarter and no change on the year.

### Unemployment rate (16 years and above) (%)

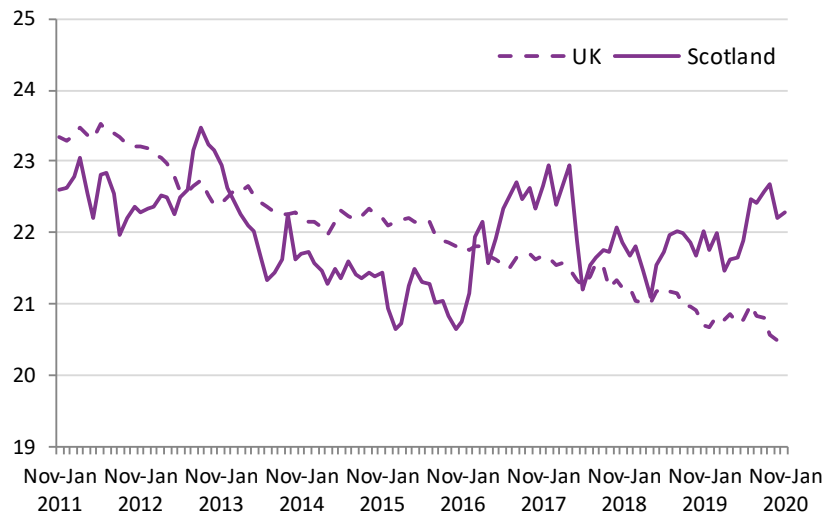


Source: Labour Force Survey, ONS, Seasonally adjusted

The inactivity rate in Scotland was 22.3 per cent. This is 0.3 percentage points down on the quarter and 0.3 percentage points up on the year.

The UK inactivity rate was 20.4 per cent. This is 0.4 percentage points down on the quarter and 0.3 percentage points down on the year.

### Inactivity rate (16-64 years) (%)



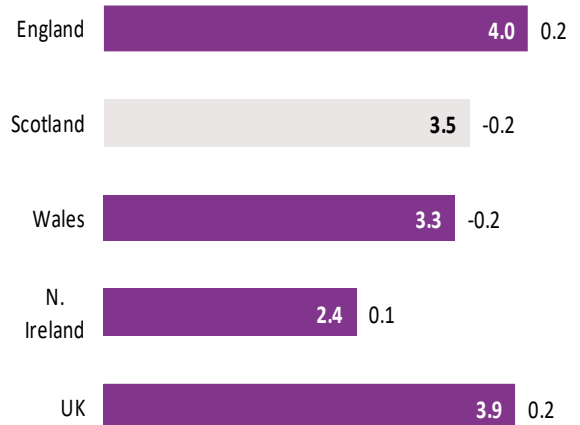
Source: Labour Force Survey, ONS, Seasonally adjusted

## Labour Force Survey November-January 2020

Employment rate (%) | Change on quarter\*



Unemployment rate (%) | Change on quarter\*



\*percentage point

Employment rate (16-64 years), Unemployment rate (16+ years)

## T1: Labour market statistics, Scotland and UK for Nov to Jan 2020

	Rate (%)	CI	Percentage point				Level (000's)					
			Change on quarter	CI	Change on year	CI	Level ('000)	CI	Change on quarter	CI	Change on year	CI
<b>Employment<sup>1</sup></b>												
Scotland	74.9	(± 1.4)	0.4	(± 1.8)	-0.4	(± 2)	2,679	(± 50)	31	(± 64)	3	(± 66)
UK	76.5	(± 0.4)	0.3	(± 0.3)	0.4	(± 0.5)	32,985	(± 177)	184	(± 151)	271	(± 238)
<b>Unemployment<sup>2</sup></b>												
Scotland	3.5	(± 0.6)	-0.2	(± 0.9)	0.1	(± 0.9)	96	(± 18)	-4	(± 24)	3	(± 24)
UK	3.9	(± 0.2)	0.2	(± 0.2)	0.0	(± 0.3)	1,343	(± 69)	63	(± 75)	5	(± 97)
<b>Economic</b>												
Scotland	22.3	(± 1.4)	-0.3	(± 1.7)	0.3	(± 1.8)	767	(± 59)	-10	(± 76)	10	(± 75)
UK	20.4	(± 0.4)	-0.4	(± 0.3)	-0.3	(± 0.5)	8,431	(± 169)	-175	(± 147)	-118	(± 229)

Source: Labour Force Survey, Seasonally adjusted Note: Levels: 1,2: All persons aged 16+; 3: All persons aged 16-64.

Rates: denominator: 1,3: all persons 16-64 years; 2: economically active 16+.

CI - The +/- figures shown in grey are 95% confidence intervals. See note 'Reliability of these estimates' for more detail.

## Labour Force Survey November-January 2020

## T2: Labour market statistics for women, Scotland and UK, Nov to Jan 2020

	Rate (%)	Change on quarter	Change on year	Level ('000)	Change on quarter	Change on year
<b>Employment<sup>1</sup></b>						
Scotland	71.6	1.0	-0.1	1,306	29	11
UK	72.5	0.5	0.7	15,658	171	262
<b>Unemployment<sup>2</sup></b>						
Scotland	3.6	0.2	1.0	49	4	14
UK	3.7	0.1	-0.2	595	29	-15
<b>Inactivity<sup>3</sup></b>						
Scotland	25.6	-1.2	-0.7	451	-21	-12
UK	24.7	-0.7	-0.7	5,130	-136	-129

Source: Labour Force Survey, Seasonally adjusted Note: Levels: 1,2: All women aged 16+; 3.: All women aged 16-64. Rates: denominator: 1,3: All women 16-64 years; 2. economically active 16+.

## T3: Labour market statistics for men, Scotland and UK, Nov to Jan 2020

	Rate (%)	Change on quarter	Change on year	Level ('000)	Change on quarter	Change on year
<b>Employment<sup>1</sup></b>						
Scotland	78.4	-0.1	-0.6	1,373	2	-9
UK	80.4	0.1	0.0	17,327	12	9
<b>Unemployment<sup>2</sup></b>						
Scotland	3.4	-0.6	-0.7	48	-8	-11
UK	4.1	0.2	0.1	748	33	20
<b>Inactivity<sup>3</sup></b>						
Scotland	18.8	0.7	1.3	316	12	22
UK	16.0	-0.2	0.0	3,300	-39	11

Source: Labour Force Survey, Seasonally adjusted

Note: Levels: 1,2: All men aged 16+; 3.: All men aged 16-64. Rates: Denominator: 1,3: All men 16-64 years; 2. economically active 16+.

## Labour Force Survey November-January 2020

### Source of information

Information presented are sourced from the Labour Force Survey, a survey of households collected and published by the Office for National Statistics.

### Reliability of these estimates

When estimates are based on a sample of the population, confidence limits can be used to assess the range of values that the true value lies between. 95% confidence intervals are included in T1

### What does the 95% confidence limit mean?

If, for example, we have an LFS estimate and confidence limit of 63% +/- 0.27%, this means that 19 times out of 20 we would expect the true rate to lie between 62.73% and 63.27%. Only in exceptional circumstances (1 in 20 times) would we expect the true rate to be outside the confidence interval around the LFS estimate. The smaller the confidence limits, the more reliable the estimate.

Further information on reliability can be accessed in the ONS publication at [link](#)  
ONS note Regional estimates for the unemployment rate are quite volatile, which needs to be allowed for when considering the pattern of change over time. Sampling variability information is published at [link](#):

### Where can labour market data for Scotland be accessed

Labour Force information for Scotland is also published on [nomisweb](#)

### Where can youth labour market data (16-24 years) for Scotland be accessed

Latest Labour market information for young people 16-24 years for Scotland, sourced from the Annual Population Survey (October 2018 to September 2019), is published in a [quarterly release](#). This release will be updated for January to December 2019, on the 18<sup>th</sup> of March 2020.

**Date of release** 17<sup>th</sup> March 2020

## Labour Force Survey November-January 2020

**Correspondence and enquiries**

For enquiries about this publication please contact:

Labour Market Statistics,  
Office of the Chief Economic Advisor,  
Telephone: 0300 244 6773,  
e-mail: [LMStats@scotland.gsi.gov.uk](mailto:LMStats@scotland.gsi.gov.uk)

For general enquiries about Scottish Government statistics please contact:

Office of the Chief Statistician,  
Telephone: 0131 244 0442,  
e-mail: [statistics.enquiries@scotland.gsi.gov.uk](mailto:statistics.enquiries@scotland.gsi.gov.uk)

**Complaints and suggestions**

If you are not satisfied with our service or have any comments or suggestions, please write to the Chief Statistician, 3WR, St Andrews House, Edinburgh, EH1 3DG, Telephone: (0131) 244 0302, e-mail [statistics.enquiries@scotland.gsi.gov.uk](mailto:statistics.enquiries@scotland.gsi.gov.uk).

If you would like to be consulted about statistical collections or receive notification of publications, please register your interest at [www.gov.scot/scotstat](http://www.gov.scot/scotstat)  
Details of forthcoming publications can be found at [www.gov.scot/statistics](http://www.gov.scot/statistics)

**Next Update:** 21 April 2020

**Contact:** [lmstats@gov.scot](mailto:lmstats@gov.scot) ; Telephone: 0131 244 6773